

 aquasana. active



Glass

Stainless Steel

BPA-Free  
Plastic

# **FILTER BOTTLE**

## Set Up Instructions

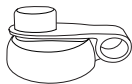
Congratulations! You are about to enjoy healthy water filtered by your Clean Water Bottle.

Please read entire installation guide before using and ensure all parts listed are present.

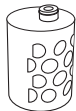
If any part is missing or damaged, do not attempt to use the filter bottle. Please contact Customer Service for replacement parts at (866) 662-6885.

## CONTENTS

Lid



Filter




Bottle

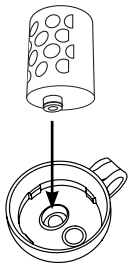


## INSTRUCTIONS

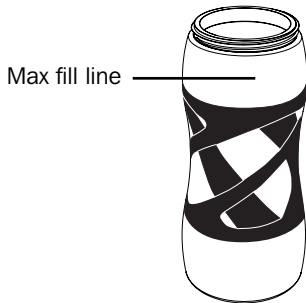
- 1** IMPORTANT: Fully submerge and soak filter in tap water for 3-5 minutes before use.



- 2** Attach filter cartridge to lid. Press firmly into position.



- 3** Fill bottle with cold water. Leave 1.5" of space from water to top of bottle.



- 4** Screw lid tightly onto the bottle.

- 5** Designed to drink like a traditional water bottle. Requires gentle suction to draw water through filter.



## CARE & MAINTENANCE

Remove filter before washing bottle.

Do not wash your stainless steel insulated bottle in a dishwasher. (Doing so will damage the vacuum seal. Aquasana Insulated Bottles should be hand washed with warm water and dish soap. Do not use cleaners that contain bleach or chlorine. Air dry your bottle upside down with the lid off.)

Do not wash filter. Replace with new filter every 3 months. Store filter in a cool, dry place.

If filter appears dry at any point re-soak in tap water to get optimum water flow through.

Rated capacity: **80 gallons (3 months)**

Independent 3rd Party testing according to NSF/ANSI Standard 42 & 53 for mouth-drawn bottles. Testing was performed under standard laboratory conditions; actual performance may vary.

For microbiological reduction, the filters were tested according to proprietary internal 3rd party test protocol.

## PRECAUTIONS

Stainless Steel Insulated Bottles use a vacuum seal that can be damaged by storage in a refrigerator or freezer.

Do not use your bottle in the microwave. It will damage your bottle and your microwave.

Filter does not remove all contaminants that may be present in tap water.

Do not use with water that is microbiologically unsafe or of unknown water quality without adequate disinfection before or after filtering.

Use with cold or room temperature water only. Do not use with hot water.

Filter is only to be used with cold water. Systems certified for cyst reduction may be used on disinfected waters that may contain filterable cysts.

Your filter bottle comes with a lifetime warranty. See warranty for details.

### CONTACT US

We're here to help! Our experts can guide you through your new bottle questions or concerns.



**866.662.6885**



**support@aquasana.com**

# AQUASANA ACTIVE FILTER BOTTLE

## Performance Data

Model	Replacement	Rated Capacity
AQ-GBM; AQ-PBM; AQ-CWB-INS	AQ-FB-R	80 gallons

Contaminant	Overall Reduction (%)
Chlorine	99.4
Lead pH 8.5	99.8
Cyst	99.99
Class 1 Particulate	99.8
Bacteria	99.9

### **Aquasana, Inc.**

6310 Midway Road  
Haltom City, Texas 76117  
866.662.6885 USA  
877.332.7873 Canada  
[www.aquasana.com](http://www.aquasana.com)

#### **Follow Us**

 [facebook.com/aquasana](https://facebook.com/aquasana)

 [twitter.com/aquasana](https://twitter.com/aquasana)