



# Shower Filter

## Owner's Manual



Shower Filter



Shower Filter without Shower Head



Shower Filter with Handheld Wand - White



Shower Filter with Handheld Wand - Chrome



Meet clean, healthy water. Your new Aquasana Shower Filter features coconut shell carbon and copper-zinc media filtration that removes up to 90% of chlorine.

Enjoy the peace of mind that comes from knowing our award-winning filter technology is working for you.

# Shower Filter

## TABLE OF CONTENTS

Box Contents . . . . . 1

Important Safeguards . . . . . 2

Installation Steps . . . . . 2-3

Performance & Certifications . . . . . 4

Warranty . . . . . 5

Water for Life® Program . . . . . 6

Shower Filter Models	Full Flow Model Number	Restricted Flow Model Number
Shower Filter	AQ-4100	AQ-4100-E
Shower Filter without Shower Head	AQ-4100NSH	N/A
Shower Filter with Handheld Wand - White	AQ-410	AQ-4105-E
Shower Filter with Handheld Wand - Chrome	AQ-4105CHR	AQ-4105CHR-E

### Shower Filter Without Shower Head



Shower Filter

### Shower Filter



Shower Filter



Massaging Shower Head

### Shower Filter with Handheld Wand



Shower Filter



Hose



Cradle Assembly



Massaging Shower Wand

**Before beginning installation, please ensure all parts listed are present. If any part is missing or damaged, do not attempt to install the filter. Please contact Customer Service for replacement parts at 866-662-6885.**

### Tools recommended for installation:

- Pliers
- Plumber's Tape

## Important Safeguards

- Do not install this filter where the line pressure may exceed 80 psi. The operating pressure range for this filter is between 30 psi - 80 psi.
- Do not overtighten the chrome inlet collar. This may cause the washer to compress, resulting in leaking around the connector. If this occurs, unscrew the chrome inlet collar from pipe, reinstall the washer, and reconnect the shower pipe.
- This system is not intended to be a drinking filter system.
- Only shower heads up to 4.5" in diameter will fit model AQ-4100NSH.
- This system and installation must comply with applicable state and local regulations.



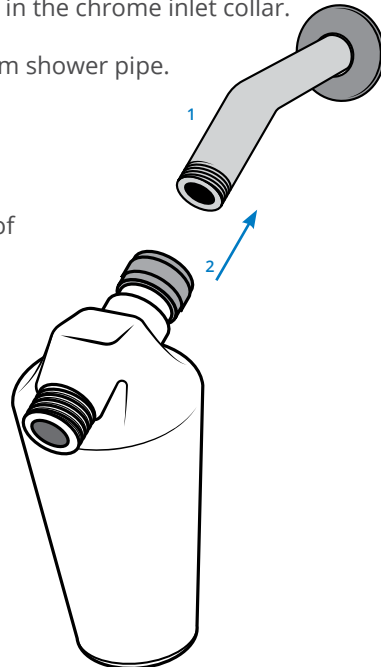
**Do not use with water that is microbiologically unsafe or of unknown water quality without adequate disinfection before or after the system.**

## 1 Unpack and Prepare For Installation

1. Remove black plastic caps from Shower Filter Cartridge.
2. Ensure white rubber washer is in place in the chrome inlet collar.
3. Remove your existing shower head from shower pipe.

## 2 Attach Shower Filter Cartridge


1. Wrap Plumber's Tape around threads of shower pipe.
2. Attach chrome swivel collar to shower pipe. Turn clockwise by hand to tighten. Using pliers, turn chrome swivel one additional quarter turn. Do not overtighten.



**NOTE:** If there is pre-existing plumber's tape, remove old tape before applying new.

## 3 Flush Filter

- Turn on COLD water for 2 minutes to flush the filter. Shower water should run clear. Then adjust to normal temperature (mixture of hot and cold water). Turn water off and on 3 to 4 times or until the initial surge of water is clear.




## 4 Attach Shower Head

### For model with shower head

- Attach Massaging Shower Head to the Shower Filter Cartridge. Hand tighten.

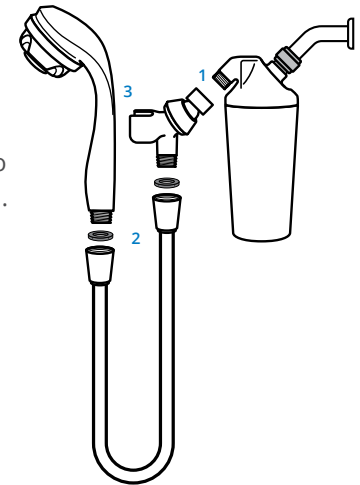
**NOTE:** Please see Step 3 to flush filter.



### For models with handheld wand

1. Attach Cradle Assembly: Attach Cradle Assembly to Shower Filter Cartridge. Hand tighten only.
2. Assemble Hose and Wand: Insert one washer into hose nut and hand tighten onto bracket. Insert second washer into hose nut and screw onto Shower Wand.
3. Place Shower Wand into Cradle Assembly and adjust to desired position. Hand tighten swivel nut to connect Hose to Cradle Assembly.

**NOTE:** Please see Step 3 to flush filter.



Models	Replacement	Rated Capacity
AQ-4100, AQ-4100NSH, AQ-4105, AQ-4105CHR	AQ-4125	10,000 gallons
Operating Pressure Range	Max Operating Temp.	Rated Flow
30-80 psi	115° F	2.5 gpm

WaterSense Models	Replacement	Rated Capacity
AQ-4100-E, AQ-4105-E, AQ-4105CHR-E	AQ-4125	10,000 gallons
Operating Pressure Range	Max Operating Temp.	Rated Flow
30-80 psi	115° F	1.75 gpm

**All Models Manufactured by: AquaSana, Inc.**  
 6310 Midway Road · Haltom City, Texas 76117 · 866-662-6885

*System has been independently tested to NSF/ANSI Standard 177 for the reduction of the substances listed below. The concentration of the indicated substances in water entering the filtration media was reduced to a concentration less than or equal to the permissible limit for water leaving the filtration media, as specified in NSF/ANSI 177.*

NSF/ANSI 42	Influent Challenge Chlorine	Minimum Reduction	Overall % Reduction	Results
Chlorine Reduction, Free Available	1.95mg/L ± 10%	≥50%	>91.61%	Pass

INPUT			OUTPUT		
Influent (mg/L)	Pressure (PSI)	Gallons	Gallons	Effluent	% Reduction of this sample
1.92	80	10	10	0.01	99.48%
1.92	80	10	10	0.01	99.48%
2.01	80	1000	1000	0.14	93.03%
2.01	80	1000	1000	0.09	95.52%
1.79	80	2000	2000	0.02	98.88%
1.79	80	2000	2000	0.08	95.53%
1.91	80	3000	3000	0.18	90.58%
1.91	80	3000	3000	0.21	89.01%
1.88	80	4000	4000	0.28	85.11%
1.88	80	4000	4000	0.17	90.96%
2.03	80	5000	5000	0.36	82.27%
2.03	80	5000	5000	0.38	81.28%
2.03	80	6000	6000	0.19	90.64%
2.03	80	6000	6000	0.26	87.19%
2.06	80	7000	7000	0.18	91.26%
2.06	80	7000	7000	0.12	94.17%
1.93	80	8000	8000	0.19	90.16%
1.93	80	8000	8000	0.13	93.26%
1.9	80	9000	9000	0.27	85.79%
1.9	80	9000	9000	0.36	81.05%
2.02	80	10000	10000	0.23	88.61%
2.02	80	10000	10000	0.26	87.13%



System independently tested to NSF/ANSI Standard 177 for the reduction of claims specified on the Performance Data Sheet.

When used with a compliant shower head, model AQ-4100NSH meets EPA WaterSense certification standard with a flow rate of 1.75 gallons per minute or less.

**WHO IS COVERED**

AQUASANA AND ITS SUPPLIERS, (herein collectively referred to as “Manufacturer”) warrants to the original owner who purchased and installed the system (hereinafter “Owner”).

**WHAT IS COVERED**

This Warranty covers defects in materials or workmanship during the limited warranty period of your AquaSana Shower Filter. The water filter is warranted only when it is installed, operated and maintained in accordance with the instructions accompanying the water filter found on AquaSana.com. A water filter should be installed in such a manner that, if the system or any connection thereto should leak, the resulting flow of water will not cause damage to the area in which it is installed. For detailed instructions read the manual accompanying the water filter and review drawings in the manual.

**FOR HOW LONG**

This warranty runs for 12 months (365 days) from the date of purchase by a consumer (hereinafter “Warranty Period”). No warranty coverage will be provided if the claimant is unable to provide proof of purchase from an authorized AquaSana reseller. Estimated lifespan of products is for information only and is based on usage approximations. Water conditions and use rates may limit the functional lifespan of your filter. This Limited Warranty does not extend to the full estimated life span of the system.

**WHAT AQUASANA WILL DO**

- If necessary, the Manufacturer will provide a replacement that fills the remaining estimated lifespan/capacity of your original purchase and send it to you with installation instructions. If industry standards, product improvements or product obsolescence prohibit Manufacturer from furnishing an identical model replacement water filter under this warranty, the Owner will be furnished with a new water filter of comparable remaining capacity and functionality; however, the Owner will be charged for the additional value of the item(s) which Manufacturer has incorporated in the replacement water filter. The warranty period for any replacement will run for the balance of the original 365 days.
- Component Part – If any component part proves to Manufacturer’s satisfaction to be defective in material or workmanship within the warranty period listed on the data plate label, the Manufacturer will furnish the Owner with a replacement for the defective part(s).
- Return of Defective Water Filter – Manufacturer reserves the right to examine the alleged defect in the water filter or component part(s), and it will be the Owner’s obligation to return the water filter to the Manufacturer at the Manufacturer’s request.

**WHAT IS NOT COVERED**

- This warranty does not cover filter cartridges and any systems that were not installed in compliance with the instructions or that have been abused or operated incorrectly.
- This warranty applies only to products purchased from AquaSana or an authorized AquaSana reseller.
- The Limited Warranty stated herein is in lieu of any and all warranties, express or implied (whether written or oral), including, but not limited to, the implied warranties of merchantability and fitness for a particular purpose.
- Manufacturer shall not be liable for any incidental, consequential, special, punitive, or contingent damages or expenses, arising, directly or indirectly, from any defect in the water filter or the use of the water filter, including but not limited to water damage.
- Manufacturer shall not be liable for any water damage arising, directly or indirectly, from any defect in the water filter or component part(s) or from its use.
- Manufacturer shall not be liable for any damage or product failures caused by any of the following:

- The water filter or any of its component parts have been subject to misuse, alteration, neglect or accident.
  - The water filter has not been installed in accordance with the applicable local plumbing and/or building code(s) and/or regulations or in their absence.
  - The water filter is not installed, operated and maintained in accordance with the printed Manufacturer’s instructions, including if the water filter has any additional aftermarket equipment introduced into the sealed system not approved by the manufacturer.
  - The water filter is exposed to highly corrosive conditions.
  - The water filter is not continuously supplied with potable water.
  - The water filter is not operated within the factory calibrated temperature limits.
  - The water filter is installed in direct sunlight or exposed to freezing temperatures.
  - The water filter or any of its component parts fail due to sediment build-up.
  - Clogging due to purchaser’s failure to replace the filter cartridges.
  - Damage caused by fire, flood or acts of God.
  - Damage caused by over-pressurization in the water line.
- Manufacturer shall not be liable for any claims related to excessive noise, smell, or taste of water.
  - This warranty does not cover damage caused by the use of parts that are not genuine AquaSana parts. This includes, but is not limited to replacement filters.
  - Except when specifically prohibited by the applicable state law, the Owner, and not the Manufacturer, shall be liable for and shall pay for all charges for labor or other expenses incurred in the removal, repair or replacement of the water filter or any component part(s) claimed to be defective or any expense incurred to remedy any defect in the product. Such charges may include, but are not necessarily limited to:
    - All freight, shipping, handling and delivery costs of forwarding a new water filter or replacement part(s) to the owner.
    - All costs necessary or incidental in removing the defective water filter and installing a new water filter.
    - Any material required to complete, and/or permits required for, installation of a new water filter or replacement part(s), and
    - All costs necessary or incidental in returning the defective water filter to a location designated by the manufacturer.

**HOW TO GET SERVICE**

To receive service under this Warranty, you must contact AquaSana (A. O. Smith Water Treatment (North America), Inc.) at 1-866-662-6885 or warranty@aquasana.com within the Warranty Period to describe the problem to a customer service representative who will verify that the product is under warranty and determine whether a part or the system will be replaced and whether you must send back the unit. You will be required to provide proof of purchase from an authorized AquaSana reseller and proof of proper installation.

**WARRANTY REGISTRATION**

Warranty registration is not required for coverage under the AquaSana Limited Warranty and is not necessary for factory direct purchases made from www.aquasana.com. If you purchased from a retailer or an authorized reseller, please complete the online Warranty registration form at www.aquasana.com/warranty. Proof of purchase from an AquaSana authorized dealer is required. Once registered online, we will have a record of your purchase.

**HOW STATE LAW APPLIES**

This Warranty gives you specific rights and you may have other rights which vary from state to state. Some states do not allow the exclusion or limitation of incidental or consequential damages, so the above limitation or exclusion may not apply to you.



Replace your filters on time, without worry —  
auto-delivered to you, for less.



**Free  
Shipping**



**Discount  
Replacements**



**No  
Contract**



**Extended  
Warranty**

**CONTACT US TO LEARN MORE**

[waterforlife@aquasana.com](mailto:waterforlife@aquasana.com)



### LOVE IT?

Please let us know with  
a review on Aquasana or  
your retailer's website.



### NEED HELP?

Give us a call at  
**866-662-6885** and  
tell us what's going on.

**Aquasana, Inc.**  
6310 Midway Road  
Haltom City, Texas 76117  
866.662.6885 USA  
877.332.7873 Canada  
[www.aquasana.com](http://www.aquasana.com)