



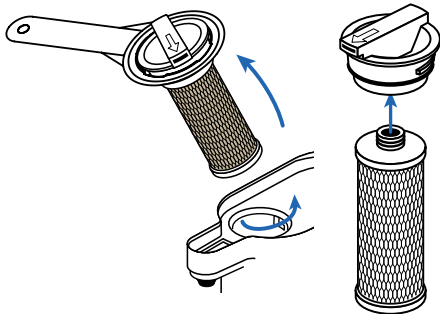
Countertop Water Filter Clean Water Machine

Replacement Filter Instructions

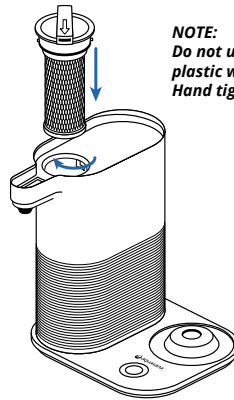
For use with AQ-CWM2-B and AQ-CWM2-B-Q



1. Unbox replacement filters and remove plastic. Remove filter housing lid using the wrench provided with the system. Using the wrench twist filter chamber cap to the left and remove old filter from cap. Discard old filter.

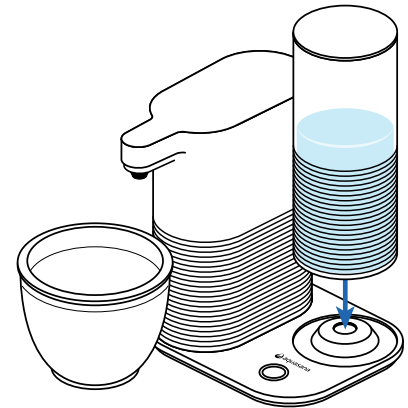


2. Press new filter into filter chamber cap ensuring a snug fit. Insert into housing unit and twist right to close.

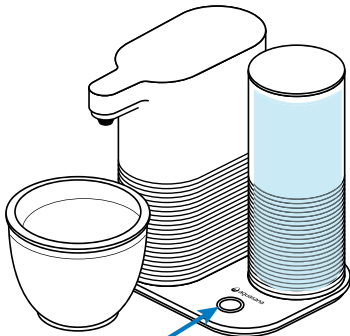


NOTE:
Do not use tools or plastic wrench to tighten. Hand tighten only.

3. Fill water tank and place on dispenser dock.




4. Press dock button 3 times quickly. Light will illuminate red for 5 seconds.



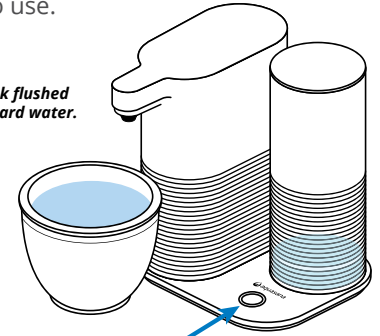
Press 3X Quickly
Solid Red for 5 seconds

5. While red light is illuminated, press and hold dock button for 1 second. Light will blink red. While system flushes, light will continue to blink red. Flush will take about 60 seconds. As flush completes, light will blink blue.



Press & Hold for 1 second
Blinks Red for 60 seconds

6. Light will illuminate blue for 5 seconds to confirm flush is complete. Once flush is complete, your system is ready to use.



Blinks Blue for 5 seconds
Solid Blue for 5 seconds

NOTE:
Do not drink flushed water. Discard water.



Protect your investment and save money with our Water for Life program.

Extended Limited Warranty

Discount Replacements

Free Shipping

No Contract

CONTACT US TO LEARN MORE waterforlife@aquasana.com



Scan to view replacement video.



For the full list of contaminants filtered, scan to view the Performance Data Sheet on Aguasana.com.

NOTE: Do not use with water that is microbiologically unsafe or of unknown water quality without adequate disinfection before or after the system.

The recommended replacement frequency for the AQ-CWM2-R and AQ-CWM2-R-Q is every 6 months or 300 gallons of use. Use only certified, genuine Aquasana replacement filters for continued contaminant removal and system performance.



AQ-CWM2-R and AQ-CWM2-R-Q are certified by WQA to NSF/ANSI Standards 42, 53, and 401 when used in AQ-CWM2-B and AQ-CWM2-B-Q for the reduction of the claims specified on the Performance Data Sheet and at www.WQA.org.

Aguasana, Inc.
6310 Midway Road
Haltom City, Texas 76117
USA 866.662.6885
CAN 877.332.7873
www.aquasana.com